


USING THE SEPTIC TANK SYSTEM

What to do if the septic alarm
is activated.

Do's and don'ts when using the
septic system





A septic alarm panel is located on the side of each unit. If there is an alarm, the lighted button glows. To silence the alarm, push the button. There is also a PUSH TO SILENCE button on the main septic control panel at the back of the house.

Note: Once you have pressed the PUSH TO SILENCE button, the alarm light will remain on until the water level float is lowered. The audible alarm will reactivate in 12 hours if the condition is not corrected.

Go to the main septic tank control box located at the back of the house. To correct the high water condition. (See next page).



The main septic control box has two buttons that show a more exact alarm condition. The upper button indicates a high water level if lit, the lower button indicates a failed pump.



Usually it's the high water alarm that sounds. After silencing the alarm, open the control box. Locate the toggle switch on the upper right side. Flip the switch to "Manual". The pump will come on. The pump moves about 10 gallons of effluent out of the tank every minute. Run the pump for about 5 minutes, then switch it back to "Auto". The water level should be low enough so that the alarm is not reactivated in 12 hours.

SEE NEXT PAGES FOR DO'S AND DON'T IN USING A SEPTIC SYSTEM

Using water in the home with the Septic System

Do's

- Do practice water conservation. By reducing the amount of water use, the life of the system may be increased and power consumption reduced. When possible, avoid doing several loads of laundry in one day. Take short showers and don't let water run unnecessarily while washing hands, food, teeth, dishes, etc.
- Do be aware that a simple toilet float can hang up and result in over 2000 gallons per day of wasted water. Normal household usage ranges from 100 to 200 gallons per day. Don't flush toilets unnecessarily

Don'ts

- Don't dump recreational vehicle (RV) waste into the septic tank.
- Don't flush undesirable substances into the septic tank. Flushing flammable and toxic products is dangerous. Other materials such as paper towels, rags, newspaper, cigarettes, coffee grounds, egg shells, sanitary napkins, large amounts of hair, and cooking grease are a maintenance nuisance.
- Don't use the garbage disposal system because it will increase the frequency of septage pumping. Compost food scraps or dispose of them in the trash. Collect grease in a container rather than disposing down the drain. Some items (egg shells), coffee grounds tea bags, etc.) are not biodegradable and should be disposed of as trash.